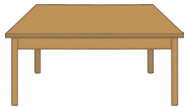



# Year 2 Living Things and Their Habitats

Some things are alive. Some things used to be alive but are now dead. Some things have never been alive. Under each picture, write either 'alive', 'dead' or 'never alive'.

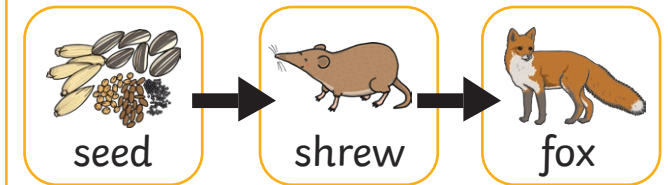


When working out if something is alive, dead or has never been alive, we can think about what things can do. Can you think of two things that only something that is alive can do? Write them below.

1. \_\_\_\_\_

2. \_\_\_\_\_

Here is a food chain. What do the arrows mean?



\_\_\_\_\_

\_\_\_\_\_

\_\_\_\_\_

\_\_\_\_\_

Put these living things in the order they would be in a food chain:


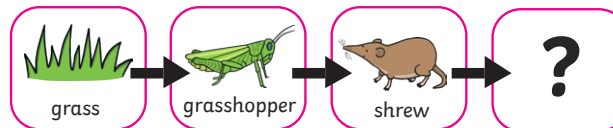
cow      human      grass

1. \_\_\_\_\_

2. \_\_\_\_\_

3. \_\_\_\_\_

Circle the living thing that should go at the end of this food chain.



Fill in the missing letters to make types of habitats (places where living things live).

r\_\_v\_\_r      f\_\_r\_\_s\_\_

w\_\_ \_\_d      oc\_\_a\_\_

# Year 2 Living Things and Their Habitats

Draw a line to match each word to its meaning.

habitat	To stay alive.
microhabita	This describes living things that need each other.
depend	A natural place where something lives.
survive	A very small habitat.

A fallen log is a microhabitat. It is dark and warm inside. What minibeasts might live under a fallen log?

---

---

---

Write 'true' or 'false' next to each sentence.

A butterfly's microhabitat is a web.

\_\_\_\_\_

A bee's microhabitat is a hive.

\_\_\_\_\_

A caterpillar's microhabitat is an anthill.

\_\_\_\_\_

To survive, animals need plants. Give one example of how plants help animals to survive.

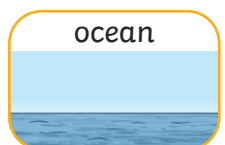
---

---

---

---

Draw a line from the living thing to its habitat.



Fill in the missing letters to make types of microhabitats.

fl\_\_we\_\_

gr\_\_s\_\_

s\_\_ \_\_l


l\_\_ \_\_v\_\_s

# Year 2 Living Things and Their Habitats - Answers

Some things are alive. Some things used to be alive but are now dead. Some things have never been alive. Under each picture, write either 'alive', 'dead' or 'never alive'.



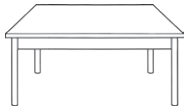
alive



alive



never alive



dead



never alive




alive

When working out if something is alive, dead or has never been alive, we can think about what things can do. Can you think of two things that only something that is alive can do? Write them below.

**Answers include: moving, breathing, growing, reproducing, excreting, sensitivity to the environment, nutrition (accept child versions of these things).**

Here is a food chain. What do the arrows mean?



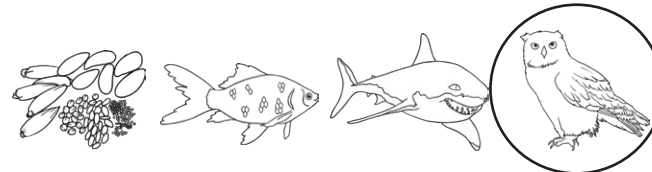
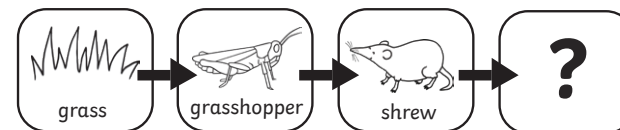
**The arrows show the flow of energy/what eats what.**

Put these living things in the order they would be in a food chain:

cow      human      grass

1. grass
2. cow
3. human

Circle the living thing that should go at the end of this food chain.



Fill in the missing letters to make types of habitats (places where living things live).

river

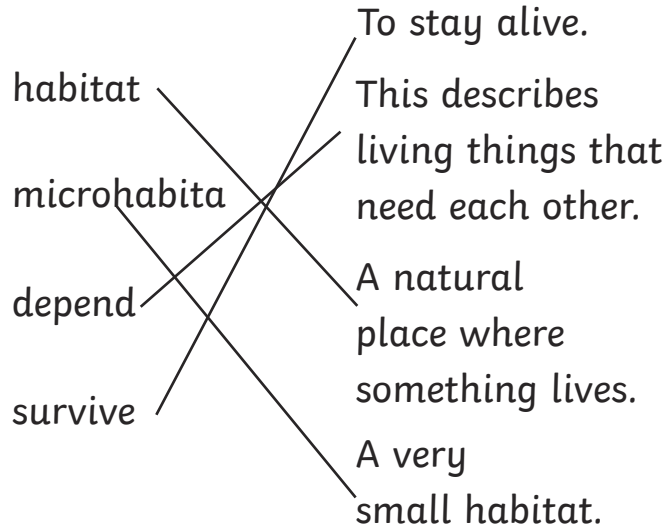
forest

wood

ocean

# Year 2 Living Things and Their Habitats - Answers

Draw a line to match each word to its meaning.



A fallen log is a microhabitat. It is dark and warm inside. What minibeasts might live under a fallen log?

**Animals include woodlice, worms, beetles, centipedes.**

Write 'true' or 'false' next to each sentence.

A butterfly's microhabitat is a web.

**false**

A bee's microhabitat is a hive.

**true**

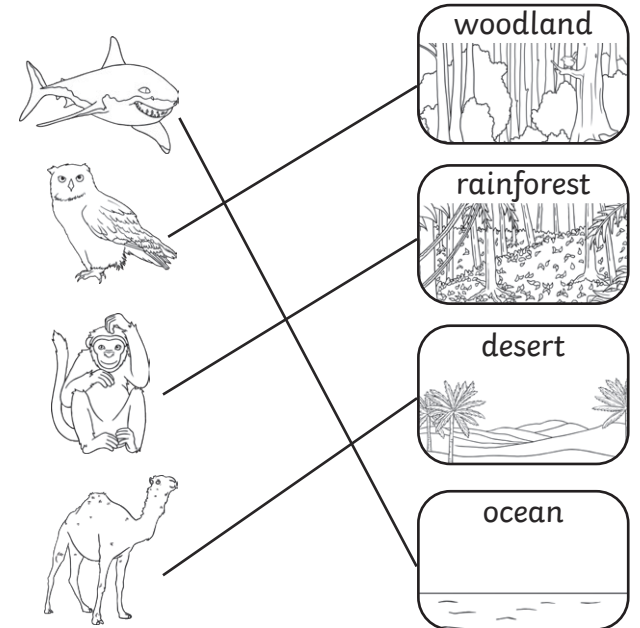
A caterpillar's microhabitat is an anthill.

**false**

To survive, animals need plants. Give one example of how plants help animals to survive.

**They provide shelter for animals.  
They are food for animals.**

Draw a line from the living thing to its habitat.



Fill in the missing letters to make types of microhabitats.

flower

grass

soil

leaves